



HEARTH PRODUCTS

HEARTH PRODUCTS
KITS AND ACCESSORIES

506019-68
Rev. NC 12/2010

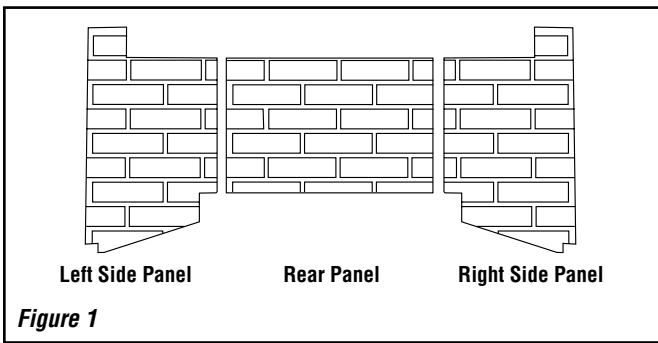
**BRICKADED PANEL LINER KIT
(MLBV/SLBV)**

**INSTALLATION INSTRUCTIONS FOR BRICKADED PANEL LINER KITS
FOR USE WITH MLBV AND SLBV SERIES FIREPLACES**

PACKAGING LIST

Package 1 of 1 contains:

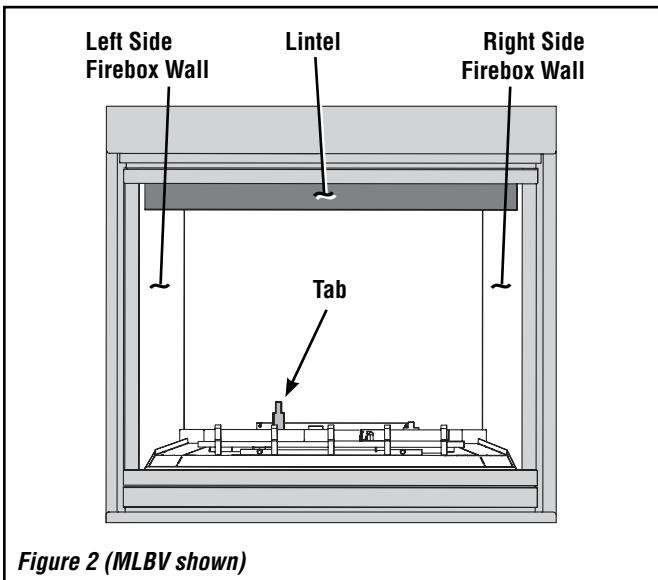
- (1) - Left Side Panel
- (1) - Right Side Panel
- (1) - Rear Panel



MODELS

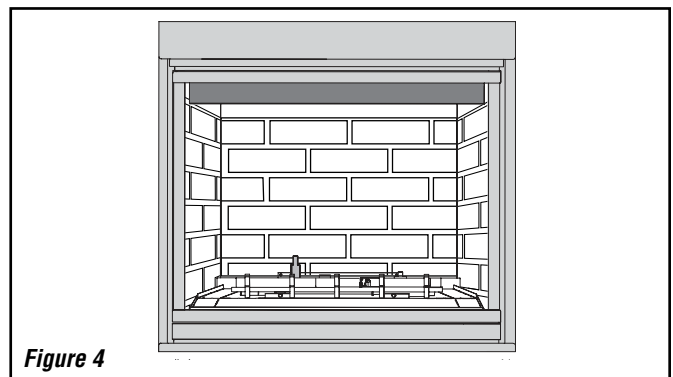
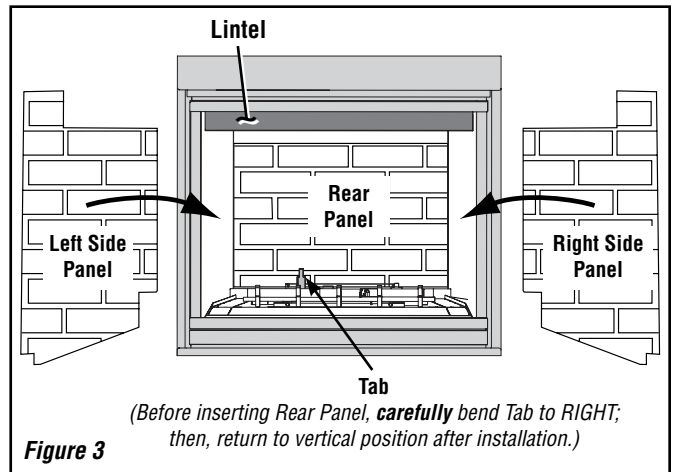
Brickaded panel liner kits and related fireplaces are listed below.

Ceramic Brickaded Panel Liner Kits		
Fireplace Model No.	Panel Liner Kit Model No.	Description
MLBV-35	MBLPKB-35B	Buff Rustic, 35"
MLBV-40	MBLPKB-40B	Buff Rustic, 40"
SLBV-35	BLPKB-35TB	Buff Traditional, 35"
SLBV-40	BLPKB-40TB	Buff Traditional, 40"



INSTALLATION INSTRUCTIONS

- Step 1.** Follow the procedure "Turning Off Gas To Unit," located on the Lighting Instructions pullout label in the control compartment of the unit and also in the appliance *Installation Instructions*.
- Step 2.** Remove the front glass enclosure panel (see appliance *Installation Instructions*).
- Step 3.** If applicable, carefully remove the log set from the firebox, and place them in a safe location.
Note: Ceramic fiber logs are FRAGILE! Handle carefully to prevent breakage.
- Step 4.** Refer to *Figure 3*. Carefully bend the Tab to the RIGHT; then place the rear panel against the rear wall of the firebox. Return the Tab to its original vertical position after installation.
- Step 5.** Refer to *Figures 3 and 4*. Carefully slide the left side panel into the firebox between the firebox wall and the lintel.
- Step 6.** Repeat *Step 5* for the right side panel.
- Step 7.** Carefully replace the log set and glass enclosure panel. Refer to the appliance *Care and Operation Instructions* for details on log placement enclosure panel installation.



Lennox Hearth Products reserves the right to make changes at any time, without notice, in design, materials, specifications, and prices, and also to discontinue colors, styles and products. Consult your local distributor for fireplace code information.



Printed in U.S.A. © 2010 Lennox Hearth Products

P/N 506019-68 REV. NC 12/2010

1508 Elm Hill Pike, Suite 108 • Nashville, TN 37210